

4 Way High Power Broadband Combiner N Connectors From 800 MHz to 2.5 GHz Rated at 600 Watts

MPP8002K5600-4 is a 4 way High Power Broadband RF Combiner with a max input power at 600 watts operating from 800 to 2500 MHz with 50 ohm N connectors. The MPP8002K5600-4 has greater than 6 dB typical isolation, less than 0.60 dB typical low insertion loss and a MAX VSWR of 1.30:1; along with a phase balance of ± 5 degrees and an amplitude balance of ± 0.2 dB. The RF Combiner operates in a temperature range from -55°C to +85°C, with a foot print of 4.50"x4.35"x1.15".

Configuration

Input Connectors	N Female
Output Connector	N Female
Frequency Range	0.8 to 2.5 GHz
Design	Reactive
Number of Input Ports	4
Housing Material and Plating	Aluminum Alloy

Electrical Specifications*

Description	Min	Typ	Max	Units
Frequency Range	0.8		2.5	GHz
Impedance		50		Ohms
Insertion Loss			0.6	dB
Input Power			600	Watts
Input VSWR			1.3:1	
Isolation	6			dB
Phase Balance		± 5		Degrees
Flatness		± 0.2		dB

* Values at 25°C, sea level

Mechanical Specifications

Temperature	
Operating Range	-55 to +85 deg C
Size	
Length	4.5 in [114.3 mm]
Width	4.35 in [110.49 mm]
Height	1.15 in [29.21 mm]

Connectors

Description	Input Connector	Output Connector
Connector Material	Brass, Nickel	Brass, Nickel

Compliance Certifications (visit www.FairviewMicrowave.com for current document)

RoHS Compliant Yes

Plotted and Other Data

Notes:
• Values at 25 °C, sea level



Features:

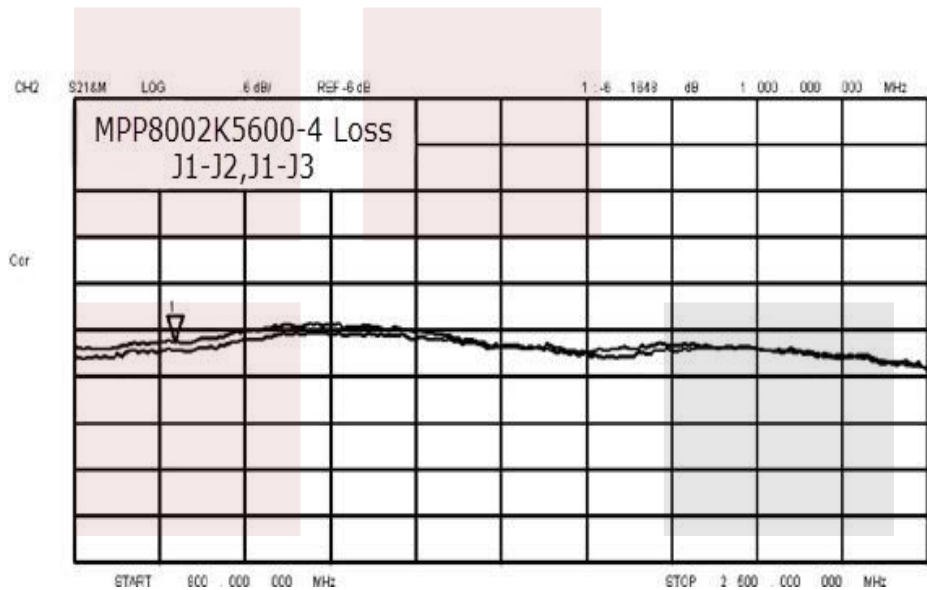
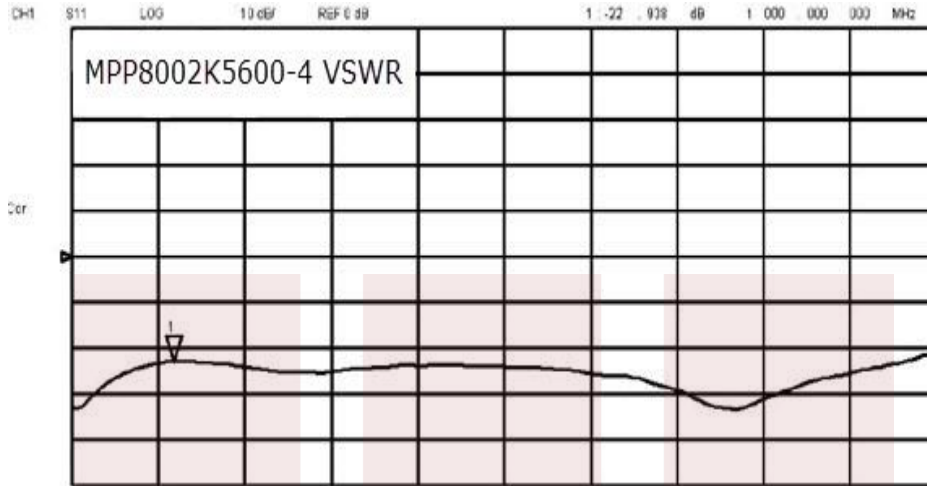
- 800 to 2500 MHz Frequency
- 600 watt max power
- Insertion Loss: < 0.60 dB
- Phase Balance: ± 5 degrees
- Amplitude Balance: ± 0.2 dB
- Isolation: >6 dB
- High Power Handling Capability

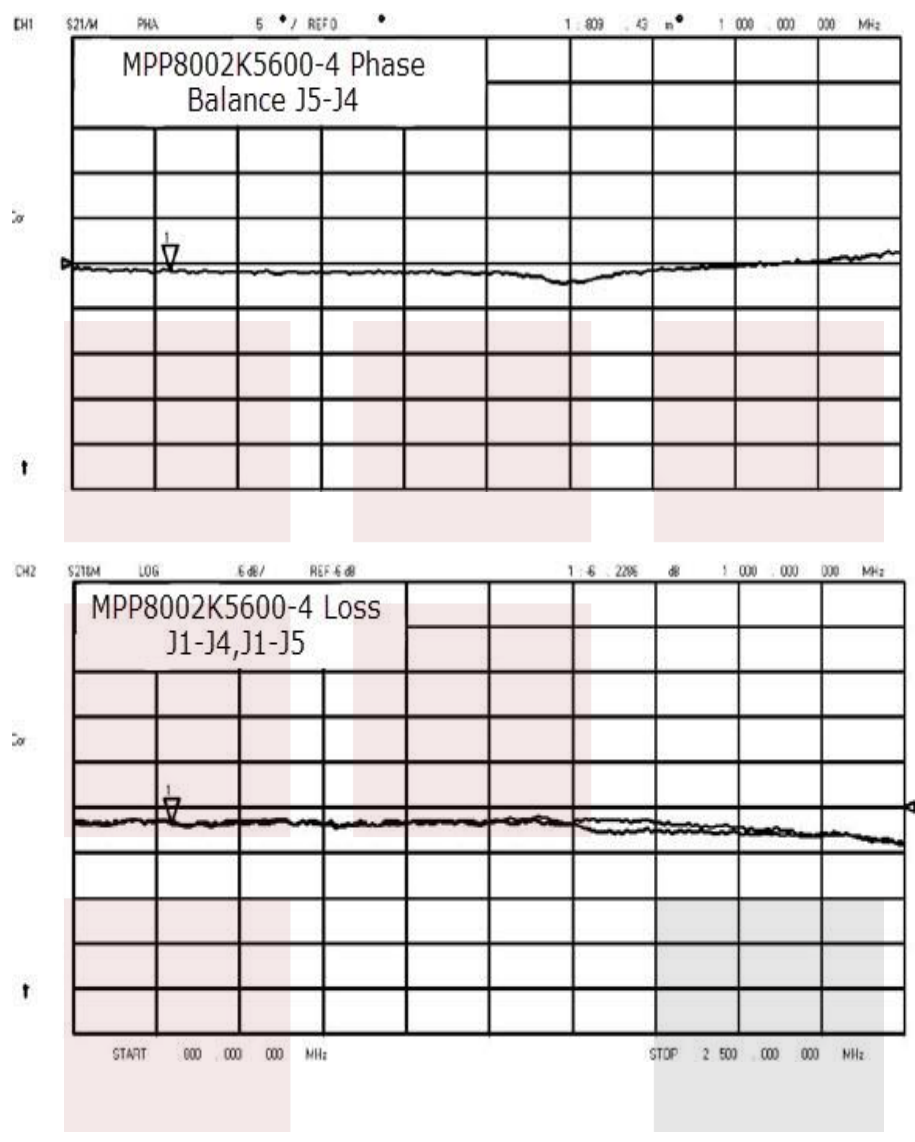
Applications:

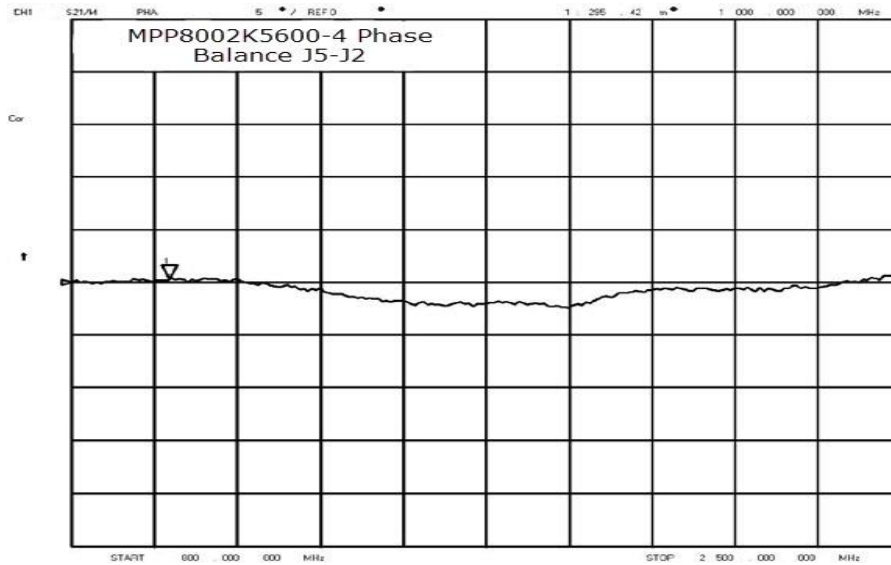
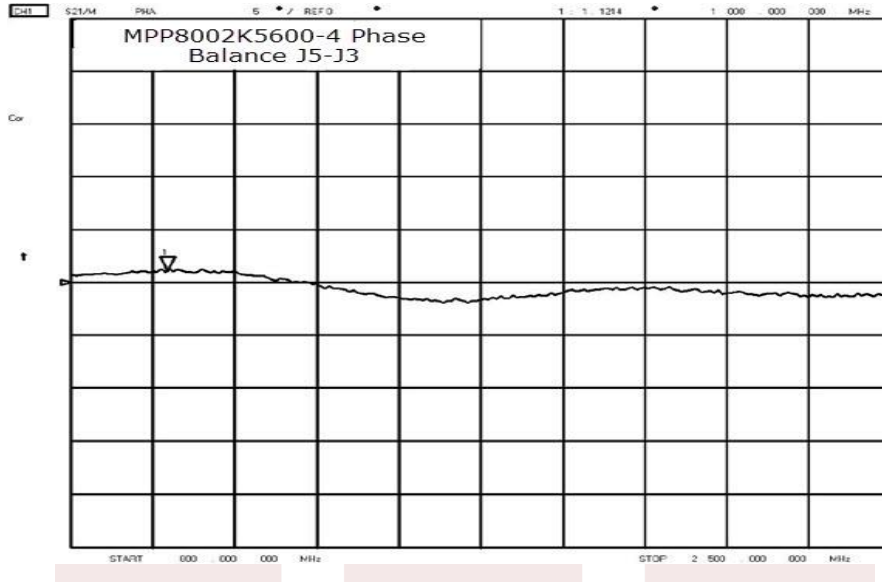
- Communications Systems
- Power Combining
- PCS,GSM,LTE, Cellular
- UMTS
- Amplifier Systems
- Amplifier Power Combining
- Wireless Infrastructures
- Defence Applications

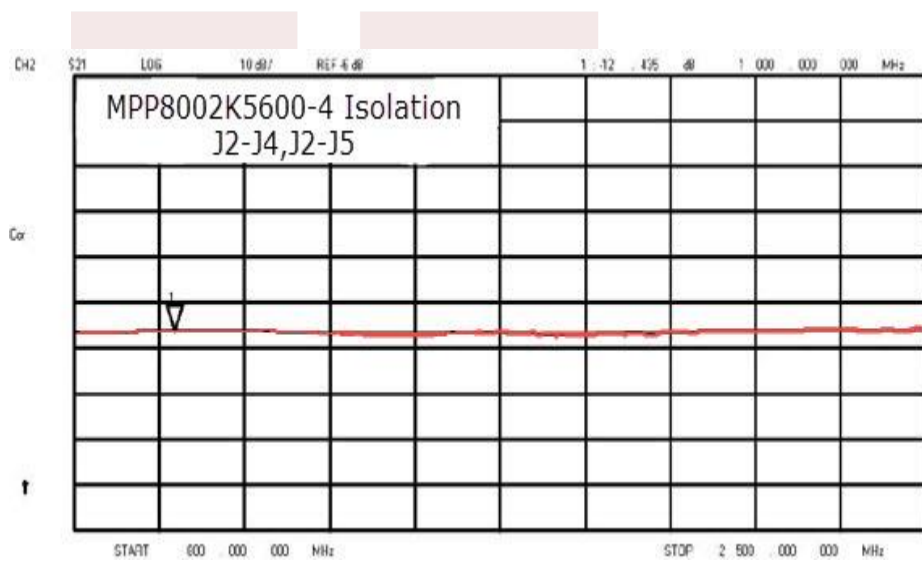
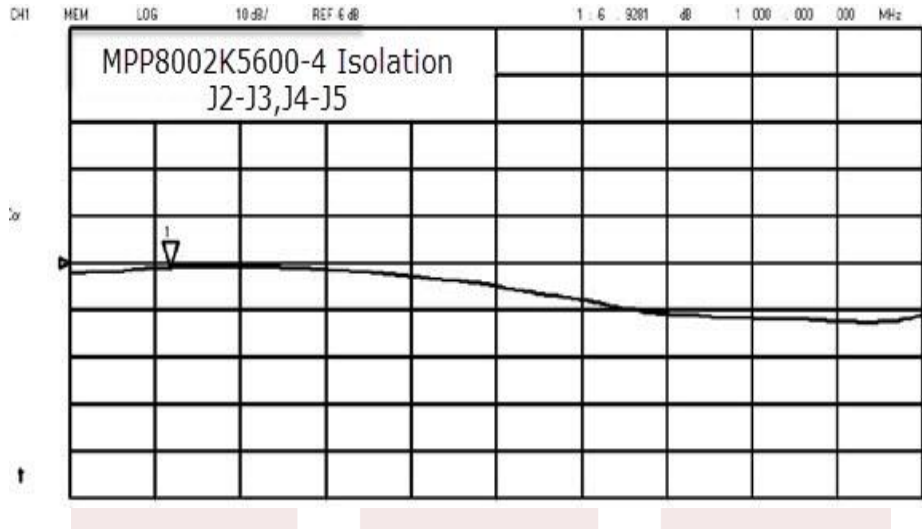
Fairview Microwave
1130 Junction Dr. #100
Allen, TX 75013
Tel: 1-800-715-4396 / (972) 649-6678
Fax: (972) 649-6689
www.fairviewmicrowave.com
sales@fairviewmicrowave.com

Typical Performance Data









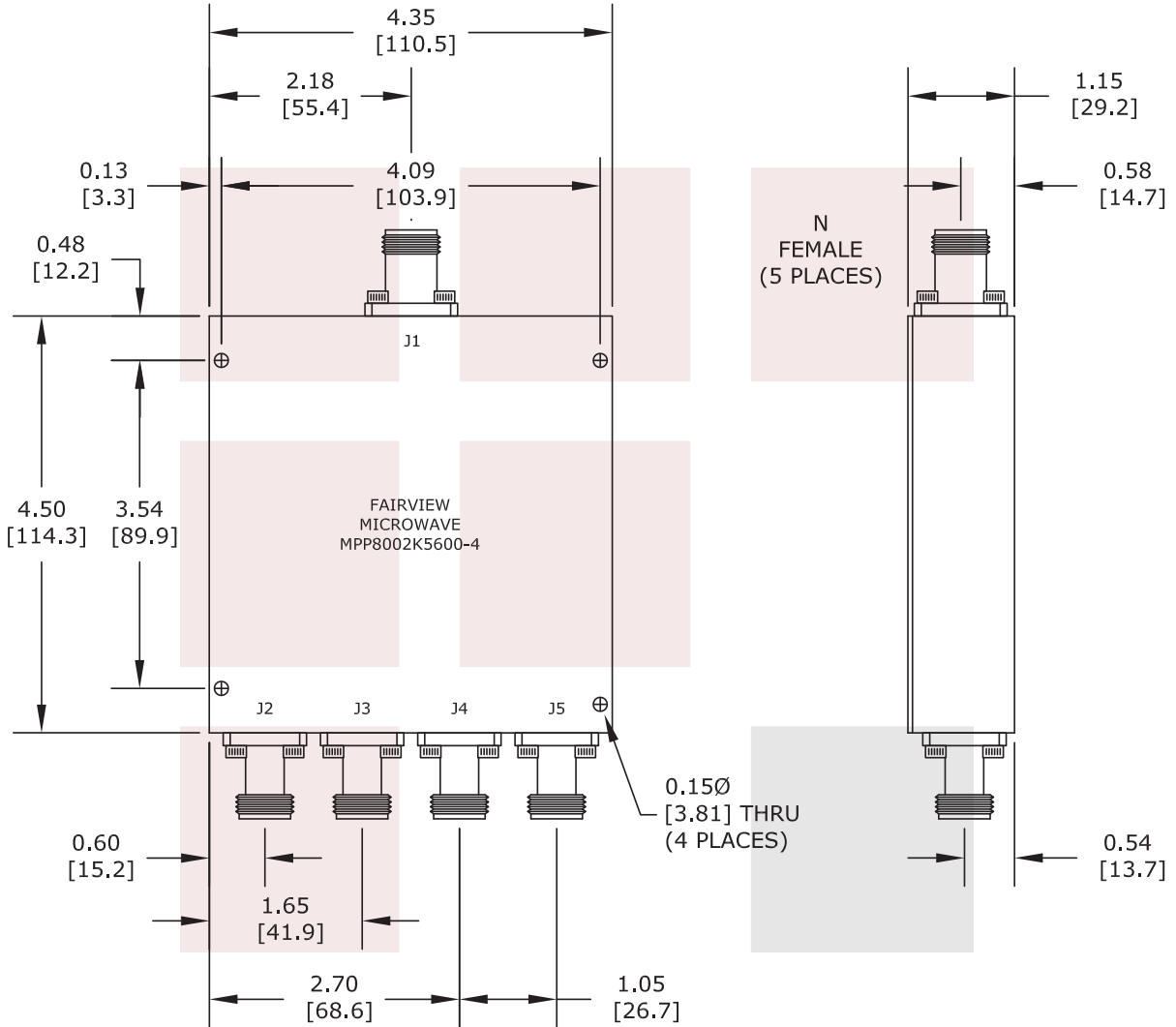
4 Way High Power Broadband Combiner N Connectors From 800 MHz to 2.5 GHz Rated at 600 Watts from Fairview Microwave is in-stock and available to ship same-day. All of our RF/microwave products are available off-the-shelf from our ISO 9001:2008 certified facilities in Allen, Texas. Fairview Microwave is RF on-demand.

For additional information on this product, please click the following link: [4 Way High Power Broadband Combiner N Connectors From 800 MHz to 2.5 GHz Rated at 600 Watts MPP8002K5600-4](#)

URL: <http://www.fairviewmicrowave.com/4-way-power-combiner-n-broadband-2.5-ghz-600-watts-mpp8002k5600-4-p.aspx>

The information contained in this document is accurate to the best of our knowledge and representative of the part described herein. It may be necessary to make modifications to the part and/or the documentation of the part, in order to implement improvements. Fairview Microwave reserves the right to make such changes as required. Unless otherwise stated, all specifications are nominal. Fairview Microwave does not make any representation or warranty regarding the suitability of the part described herein for any particular purpose, and Fairview Microwave does not assume any liability arising out of the use of any part or documentation.





FAIRVIEW MICROWAVE INC. ALLEN, TX 75013 WWW.FAIRVIEWMICROWAVE.COM		NOTES: 1. UNLESS OTHERWISE SPECIFIED ALL DIMENSIONS ARE NOMINAL. 2. ALL SPECIFICATIONS ARE SUBJECT TO CHANGE WITHOUT NOTICE AT ANY TIME. 3. DIMENSIONS ARE IN INCHES [mm].			
TITLE 4 Way High Power Broadband Combiner N Connectors From 800 MHz to 2.5 GHz Rated at 600 Watts		DWG NO MPP8002K5600-4		CAGE CODE 3FKR5	
CAD FILE	091914	SHEET	SCALE	N/A	SIZE A 2233