

Technical Specification for Thermal Shock Test Chamber (Three zone type)



(The photo is only for reference, specification is subject to the physical chamber)

Model: KTS-64A

Manufacturer: KOME G Technology Ind Co., Ltd

I . Control method and characteristics

Using low temperature and high temperature hot and cold storage tank, in accordance with the need open the DAMPER, achieve rapid impact effect; Balance (BTC) temperature control system, to control SSPR by P.I.D. , make the system of heat up equal to the amount of heat loss, thus the use of long-term stability

II . Features: Water cooled. Ambient Temp. +25°C no-load

1. High Temperature setting	+60°C ~ +150°C
2. Low Temperature setting	-40°C ~ -10°C
3. High Temperature Chamber setting range	+60 ~ +200°C
4. Low Temperature Chamber setting range	-65°C ~ -10°C
5. Recovery time	-40°C ~ +150°C within 5mins (load IC 5kg) (sensor put in the outlet of unit)
6. Exposure time	more than 30 minutes
7. Temperature uniformity	≅ ±2°C
8. Temperature fluctuation	≅ ±0.5°C

III. Structure

1 Internal dimension	W 400 × H 400 × D 400 mm
2 EX. Dimension	W 1440 × H 1910 × D 1825 mm (about)
3 Chamber Structure	independent product testing area, High temperature storage area, Low temperature cold storage area
4 Inner wall material:	Stainless Steel Plate SUS304
5 Wall material:	Top-grade Carbon Steel Plate
6 Insulation material	High temperature chamber: 24k Glass wool Low temperature chamber: Rigid polyurethane Foam + glass fiber

7 Heater	Nickel - Chromium Alloy Wire heater
8 Supply air circulation system	a. Teco motors b. Stainless steel long axis c. (SIROCCO FAN)
9 Door	Single door a. Planar embedded handle b. Button: SUS #304 c. Silicone foam strip

IV. Refrigeration System

1 Compressor	Germany BOCK or Bitzer Semi-closed Compressor
2 Refrigerant	Environment friendly refrigerant R404A R23
3 Condenser	Shell and Tube condenser (Water cooled)
4 Evaporator	Finned heat exchange
5. Other accessories	Use internationally-known brand, such as high precise expansion valve, oil extractor, dryer and many other accessories.
6.Refrigerant flow control	Adjust energy consumption output and control automatically to the refrigeration system.
7.Refrigeration Technology	✘ Nitrogen welding, two-stage rotary vane vacuum pump, ensure that the internal cooling system clean and reliable. ✘water tray located at the bottom of the compressor to ensure condensate water drain through pipe freely at the rear of the chamber.

V. Control System

1 Controller Model	KM-5188T
2 Controller	7 TFT Color LCD Touch screen controller
3 Program Mode	Program mode
4 Setting Mode	Chinese English Menu, True color touch screen input

5 Program Capacity	127 programs, extra long run, 999 hours per paragraph, programmable cycle could reach 32000 times.
6 Setting range	High Temp. Limit: : +220°C; Low Temp. Limit: : -80°C; Test chamber (The sample area): high temperature +60°C~+75°C; low temperature: -10°C~-65°C
7 Display resolution	Sampling temperature: 0.1°C, setting temperature 1°C。 Time: 0.25S
8 Control mode	resistance integral saturation PID, fuzzy algorithm. B Tc Equilibrium temperature control mode
9 Curve record function	Automatically save the test value and sampling time
10 Auxiliary function	Failure alarm and reason, solution indicating, failure recording, over temp. protection, Testing stop, alarm output, automatic schedule start and stop function; Maintenance items and matters need attentions are instructed in the controller.
11 Temperature sensor	T type sheathed thermocouple

VI. Control cabinet

- a. Emergency stop switch
- b. Power switch
- c. RS-485 interface
- d. USB interface

VII. Others

1 Safety device	<ul style="list-style-type: none"> a. Over temperature protection device b. Heater dry combustion protection switch c. Motor overload protection d. Compressor high pressure protection switch e. Compressor over temperature protection switch f. Compressor overcurrent protection switch g. Overvoltage open phase, reverse protection switch h. Circuit breaker I. RCCB j. Cooling water protection
-----------------	---












2 Cable port	Φ50mm cable port located on left sides with rubber stopper and plastic cover
3 Sample holder	Two layers of stainless steel sample holder
4 Ambient environment	a. Permissible temperature range: 0~35°C b. Performance guarantee scope: 5~35°C
5 Power	AC 3ψ4W 380V 50HZ (R.S.T.N.G) (voltage fluctuation ≒ ±10%)
6 Air Source	5kg/cm2 customer provide
7 Warranty	One year (excluding the damages caused by the natural disasters, abnormal power, improper operation and maintenance, etc.)

P.S.

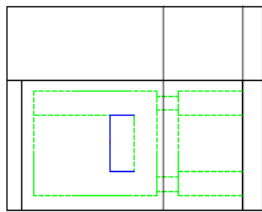
1. Please equip the above power demanded to the terminal box of the machine control, user must prepare an exclusively no-fuse switch for the machine.
2. The above water source demand to match to the host machine and connected the host.
3. The above compressed air source demand to match to the host machine and connected the host.
4. Please confirm whether it can enter the door or access elevators.
5. This offer is only the price of the machine, do not contain power cord outside the machine, gas supply, cooling towers and piping engineering cost.

Main parts list

	Parts	Brand	Remarks
1	Compressor	BOCK or Bitzer semi-hermetic compressor	 
2	Oil separator	Emerson	
3	Plate heat exchanger	Germany GEA	
4	Press switch	DANFOSS	
5	Condenser	Yongqiang	
6	Evaporator	Yongqiang	
7	Dryer	Denmark DANFOSS	

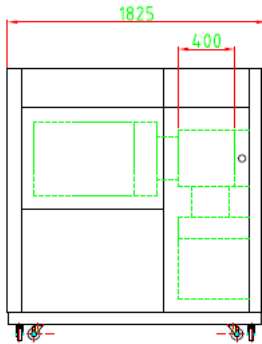
8	Expansion valve	Denmark DANFOS / HONEYWELL	 
9	Magnetic valve	Japan SAGLNOMLYA or Nickideu or Denmark DANFOS	 
10	Controller	KOMEG	
11	No-fuse switch	French Schneider	
12	AC contactor	French Schneider	
13	Thermorelay	French Schneider	
14	Phase sequence relay	Carlo Gavazzi	
15	Solid-state relay	Carlo Gavazzi	
16	Intermediate relay	OMRON	
Note: Two options listed is for alternate choice and backup purpose			

此图仅供参考，如有变更将另行通知



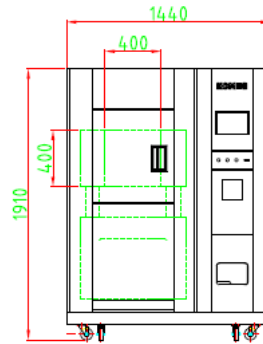
俯视图

top view



侧视图

side view



正视图

front view

0	3.36		零件名称: 3 zone thermal shock test chamber		工业有限公司
XXX	3.16		单位: mm	客户型号: STI-664	图式号: <input type="text"/>
X	± 1°	表面处理:	数量:	日期:	版 本:
X	± 1°	毛刺:	审核:	日期:	图 纸:
XX	± 0.25°		检验:	日期:	比例: <input type="text"/>