

RF Load 500 Watts High Power To 1.2 GHz Precision N Female

Electrical Specifications*

Description	Min	Typ	Max	Units
Frequency Range	DC		1.2	GHz
Impedance			50	Ohms
VSWR			1.25:1	
Input Power			500	Watts

* Values at 25°C, sea level

Mechanical Specifications

Temperature

Operating Range

-55 to +100 deg C

Size

Length

1.63 in [41.4 mm]

Width/Dia.

2 in [50.8 mm]

Height

1.07 in [27.18 mm]

Connector

Type

N Female

Body Material and Plating

Brass, Nickel

Compliance Certifications (visit www.FairviewMicrowave.com for current document)

RoHS Compliant

Yes

REACH Compliant

06/15/2015

Plotted and Other Data

Notes:

- Values at 25 °C, sea level
- Heat Sink Required for Proper Operation. Unit is cooled by conduction to heat sink.

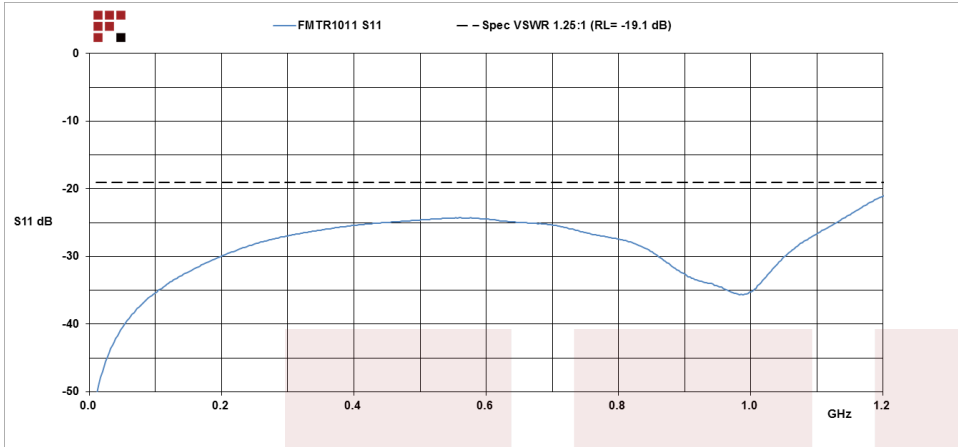


Features:

- RF Load Design: Precision
- Connector: N Female
- Connection Method: Standard
- Body Style: Straight

Fairview Microwave
 1130 Junction Dr. #100
 Allen, TX 75013
 Tel: 1-800-715-4396 / (972) 649-6678
 Fax: (972) 649-6689
www.fairviewmicrowave.com
sales@fairviewmicrowave.com

Typical Performance Data

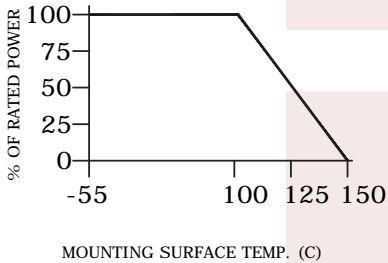
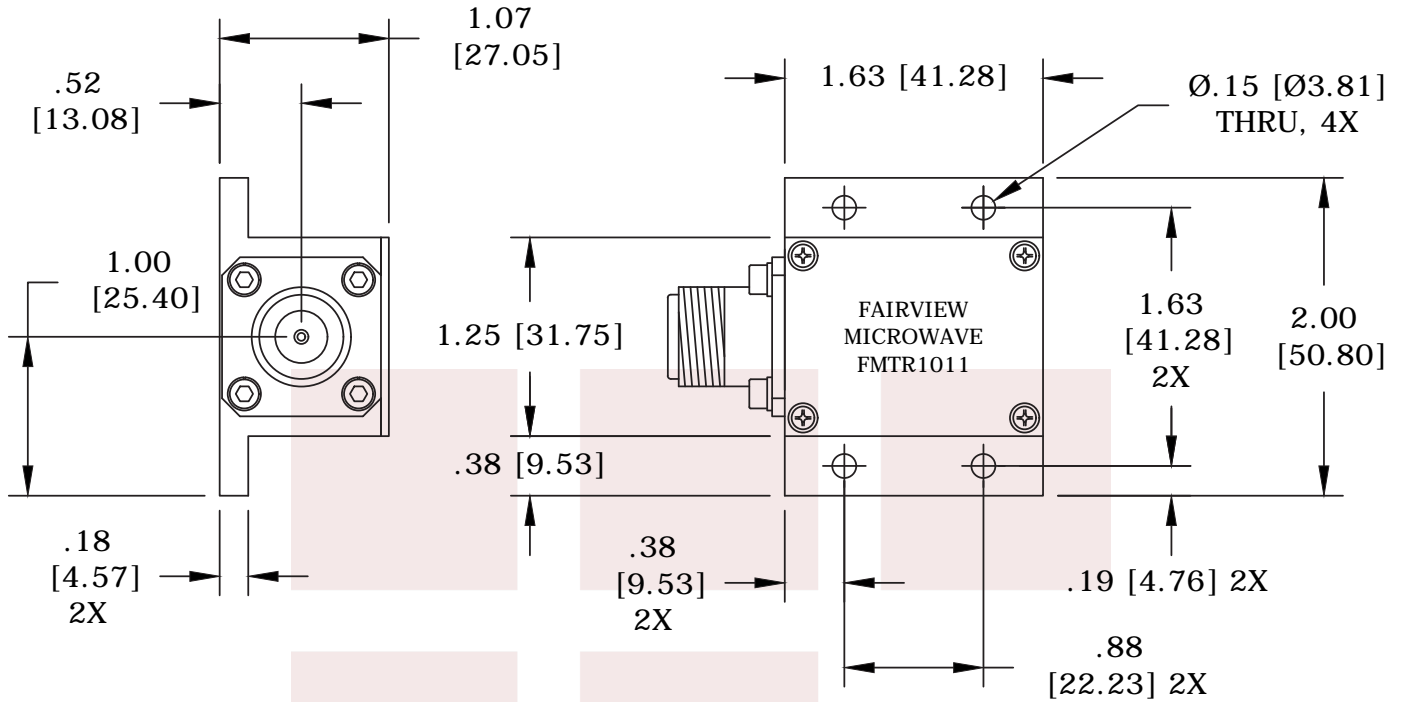


RF Load 500 Watts High Power To 1.2 GHz Precision N Female from Fairview Microwave is in-stock and available to ship same-day. All of our RF/microwave products are available off-the-shelf from our ISO 9001:2008 certified facilities in Allen, Texas. Fairview Microwave is RF on-demand.

For additional information on this product, please click the following link: [RF Load 500 Watts High Power To 1.2 GHz Precision N Female FMTR1011](#)

URL: <http://www.fairviewmicrowave.com/rf-load-500-watts-1.2-ghz-precision-n-female-fmtr1011-p.aspx>

The information contained in this document is accurate to the best of our knowledge and representative of the part described herein. It may be necessary to make modifications to the part and/or the documentation of the part, in order to implement improvements. Fairview Microwave reserves the right to make such changes as required. Unless otherwise stated, all specifications are nominal. Fairview Microwave does not make any representation or warranty regarding the suitability of the part described herein for any particular purpose, and Fairview Microwave does not assume any liability arising out of the use of any part or documentation.



DATE CODE LABEL

TOLERANCE	.XX ±.02
	.XXX ±.010
	ANG. ± 1/2°

* THESE DIMENSIONS AND TOLERANCES SUPERSEDE NOTE #1 ON TITLE BLOCK.

* Heat Sink Required for Proper Operation, Unit is cooled by conduction to heat sink*

FAIRVIEW MICROWAVE INC.
 ALLEN, TX 75013 WWW.FAIRVIEWMICROWAVE.COM

NOTES:
 1. UNLESS OTHERWISE SPECIFIED ALL DIMENSIONS ARE NOMINAL.
 2. ALL SPECIFICATIONS ARE SUBJECT TO CHANGE WITHOUT NOTICE AT ANY TIME.
 3. DIMENSIONS ARE IN INCHES [mm].

TITLE RF Load 500 Watts High Power To 1.2 GHz Precision N Female	DWG NO FMTR1011		CAGE CODE 3FKR5		
	CAD FILE 040915	SHEET	SCALE N/A	SIZE A	2233