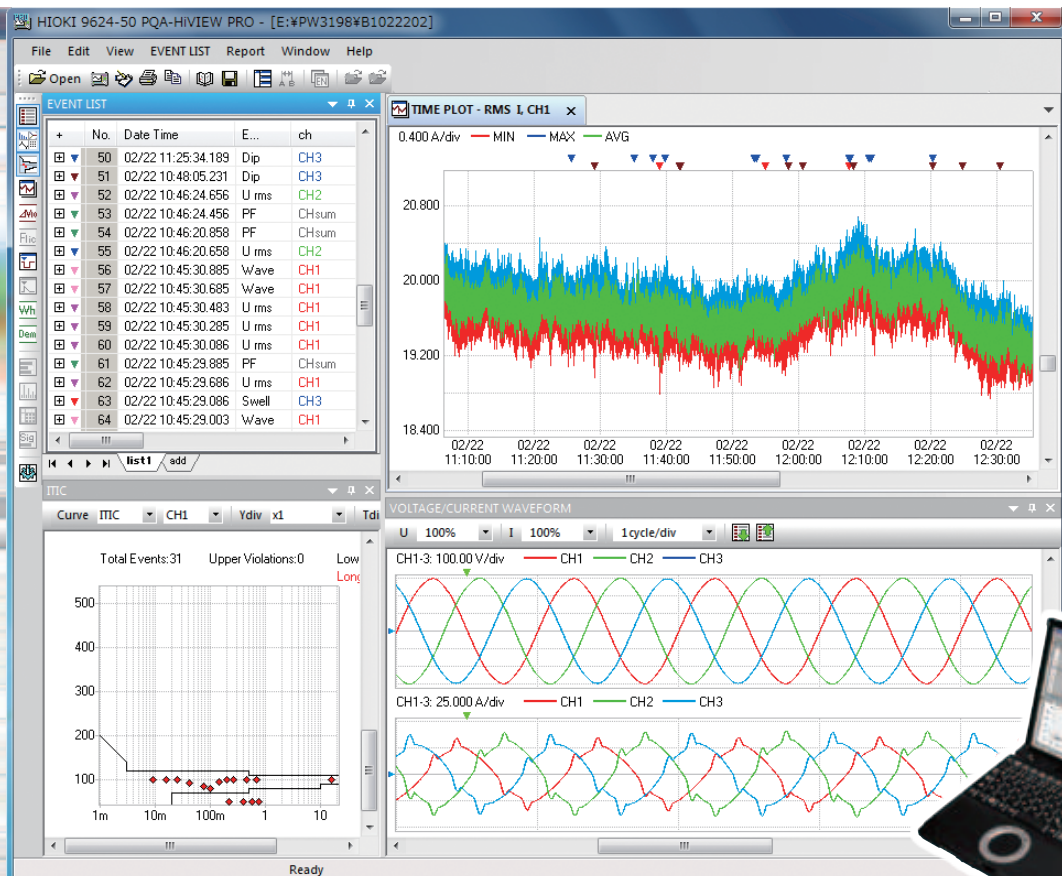


PQA-HiVIEW PRO 9624-50

Power Measuring Instruments



Analyze Recorded Data from
POWER QUALITY ANALYZER PW3198, 3197, and 3196



Create Reports and Analyze Data Easily and Efficiently

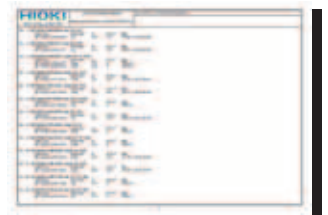


*Use Model 9624-50 PQA-HiVIEW PRO (version 2.00 or later) with a PC to analyze the data collected by the PW3198.

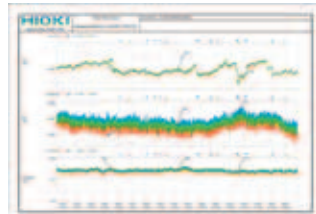
Print Examples



RMS Value Voltage Fluctuations



All Event Detailed List



TIME PLOT Recording of Parameters



EN50160



ISO 9001
JMI-0216



ISO 14001
JQA-E-90091



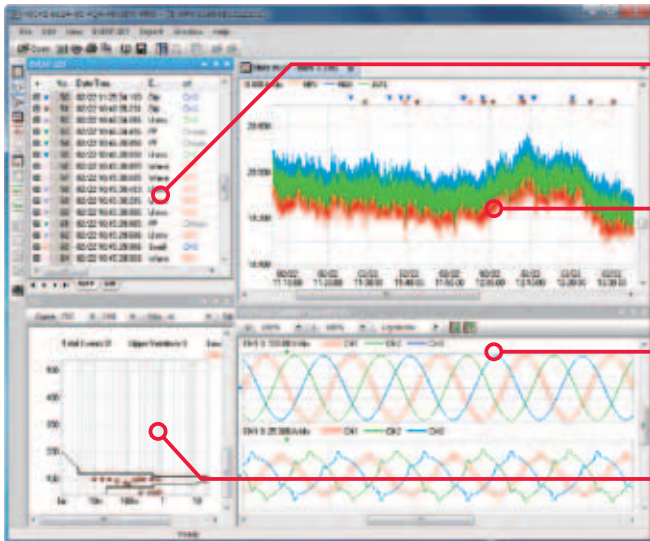
www.hioki.com

HIOKI company overview, new products, environmental considerations and other information are available on our website.

Support Your Analyses with a Wealth of Functions!

Viewer function

Display and analyze the data recorded by the **POWER QUALITY ANALYZER PW3198, 3197, or 3196**



Event List Window

Display a list of power supply failures (events) that occurred.

TIME PLOT Window

Display the TIME PLOT (recorded trend) data as well as changes in the voltage/current RMS values, harmonic, and many other parameters.

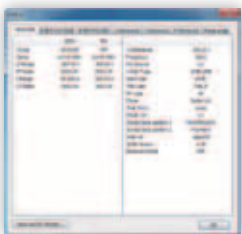
Event Waveform Window

Display the waveform of an event that occurred, plus the vector, harmonic, DMM, and instantaneous harmonic values.

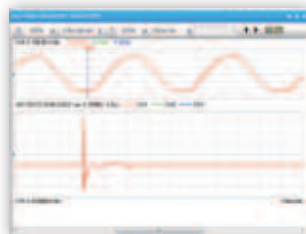
ITIC Curve Display Window

Analyze the ITIC (CBEMA) curve (tolerance curve) used in the power quality standards in the United States.

Status Window



Transient Waveform Window



Inrush Current Event Graph Window



Harmonics TIME PLOT Window



Analysis Capabilities

Display		PW3198	3197	3196
Event list		✓	✓	✓
TIME PLOT screens	RMS (Voltage, Current, others)	✓	✓	✓
	Voltage	✓	✓	✓
EVENT screens	Harmonic and inter-harmonic fluctuations	✓	—	✓
	Voltage waveforms	✓	✓	✓
	Current waveforms	✓	✓	✓
	Transient over voltage waveforms	✓	—	✓
	High-order Harmonic Voltage waveforms	✓	—	—
	Vector, DMM, Harmonic Graph, Harmonic List	✓	—	✓

Display		PW3198	3197	3196
ITIC	Tolerance curve	✓	—	✓
		✓	—	✓
Flicker		✓	—	✓
EVENT RMS value fluctuations		✓	✓	✓
Inrush Current		✓	✓	—
Demand and energy consumption		✓	✓	✓
EN50160	Overview, Harmonic, Measurement Results Category	✓	—	✓
	Signaling	—	—	✓
Settings screens		✓	✓	✓

Report Creation Functions

Automatically and effortlessly create rich reports for compliance and record management.

Report output items

*See Analysis Capabilities

- Voltage/current RMS value fluctuation graph
- Harmonic fluctuation graph
- Inter-harmonics fluctuation graph
- Flicker graph
- Integral power graph
- Demand graph
- Total harmonic voltage/current distortion factor list
- EN50160 window (Overview, Harmonic, Signaling Measurement Results Category)
- Worst case
- Transient waveform
- Maximum/minimum value list
- All event waveforms/detailed list
- Settings list



Other Functions

CSV Conversion of Measurement Data

Convert data in the range specified in the TIME PLOT window into CSV format and then save for further processing. The 9624-50 can also convert event waveforms into CSV format. Open CSV data using any commercially available spreadsheet software for advanced data management and analysis.

Download Measurement Data via USB/LAN

Data in the SD card inserted in the PW3198 can be downloaded to a PC via USB or LAN.

Specifications

***Use Model 9624-50 PQA-HiVIEW PRO (version 2.00 or later) with a PC to analyze the data collected by the PW3198.**

Delivery media	CD-R
Operating environment	AT-compatible PC
OS	WindowsXP, WindowsVista(32-bit), Windows7(32/64-bit)
Memory	512 MB or more

Note: Company names and Product names appearing in this catalog are trademarks or registered trademarks of various companies.

HIOKI

HIOKI E. E. CORPORATION

HEADQUARTERS:

81 Koizumi, Ueda, Nagano, 386-1192, Japan
TEL +81-268-28-0562 FAX +81-268-28-0568
http://www.hioki.com / E-mail: os-com@hioki.co.jp

HIOKI USA CORPORATION:

TEL +1-609-409-9109 FAX +1-609-409-9108
http://www.hiokiusa.com / E-mail: hioki@hiokiusa.com

HIOKI (Shanghai) SALES & TRADING CO., LTD.:

TEL +86-21-63910090 FAX +86-21-63910360
http://www.hioki.cn / E-mail: info@hioki.com.cn

HIOKI INDIA PRIVATE LIMITED:

TEL +91-124-6590210 FAX +91-124-6460113
E-mail: hioki@hioki.in

HIOKI SINGAPORE PTE. LTD.:

TEL +65-6634-7677 FAX +65-6634-7477
E-mail: info-sg@hioki.com.sg

HIOKI KOREA CO., LTD.:

TEL +82-42-936-1281 FAX +82-42-936-1284
E-mail: info-kr@hioki.co.jp

DISTRIBUTED BY